



# Virginia Pre-Trial Data Project

*Preliminary Statewide Findings*

June 1, 2020

# Project Overview



- The original purpose of the Project was to answer how effective various pre-trial release mechanisms are at ensuring public safety and appearance at court proceedings.
- Pre-Trial Release Mechanisms Examined:
  - Summons
  - Personal Recognizance (PR) Bond
  - Unsecured Bond
  - Secured Bond
- Conditions of pre-trial release, including pretrial services agency supervision, will also be examined.

# Project Overview




# Project Overview



## E-Magistrate System

- Defendants brought before magistrates



## Pretrial and Community Corrections (PTCC) Case Management System

- Defendants on pretrial services agency supervision
- Defendants on active local probation




## Court Case Management Systems

- Case dispositions and FTA
- Defendants released on summons or charged by direct indictment



## Central Criminal Records Exchange

- New in-state arrests
- FTA



## Circuit Court Case Management System

- Case dispositions and FTA
- Defendants released on summons or charged by direct indictment



## Corrections Information System (CORIS)

- Defendants on active state probation



## Circuit Court Case Management System

- Case dispositions and FTA
- Defendants released on summons or charged by direct indictment



## Compensation Board- Local Inmate Data System (LIDS)

- Jail committals and releases
- Lengths of stay

# Project Overview



- 22,993 adult defendants charged during October 2017 were tracked through final case disposition or until December 31, 2018, whichever came sooner.
- This cohort is not unique and is consistent with other months of the year.
- 820 variables for each defendant.

# Project Overview



- **Research Question #1:** Do public safety and court appearance rates vary between defendants released on bond whose cases were heard in localities served by pretrial services agencies and localities not served by pretrial services agencies?
- **Research Question #2:** Do public safety and court appearance rates vary between defendants receiving pretrial services agency supervision and defendants not receiving pretrial services agency supervision?

# Project Overview



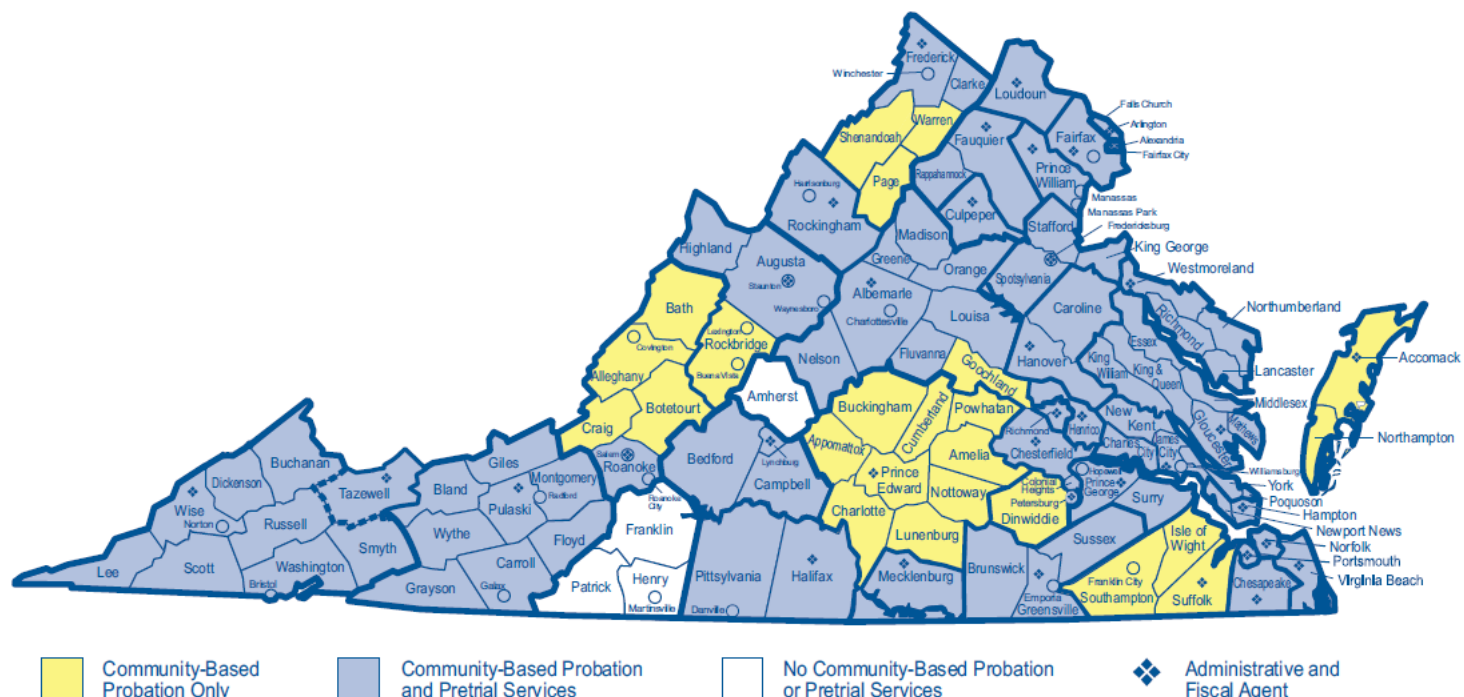
- The following outcomes for 9,504 defendants released on bond were tracked:
  - Public safety: whether the defendant had a new in-state arrest for an offense punishable by incarceration during the pre-trial period.
  - Court appearance: whether the defendant was charged with failure to appear during the pre-trial period.
  - Whether the defendant's charges were heard in a locality served by a pretrial services agency (PSA).
  - Whether the defendant received PSA supervision as a condition of their bond.

# Project Overview



## Community-Based Probation and Pretrial Services

### Administrative & Fiscal Agents and Localities Served



Source: Virginia Department of Criminal Justice Services





- **Research Question #1: Localities Served and Not Served by PSAs**
  - Do public safety and court appearance rates vary between defendants released on bond whose cases were heard in localities served by pretrial services agencies and localities not served by pretrial services agencies?
  - **The public safety and court appearance rates are very similar in both types of localities.**

# Project Overview



- **Research Question #2: Localities Served by PSAs**

- Do public safety and court appearance rates vary between defendants receiving pretrial services agency supervision and defendants not receiving pretrial services agency supervision?
- The public safety rate is similar between defendants on PR/unsecured bond with PSA supervision and secured bond with or without PSA supervision.
- Defendants on secured bond with PSA supervision had the highest court appearance rate.

# Limitations



- Statewide aggregate findings should not be generalized to the individual locality level.
- Localities vary by factors, such as:
  - Population;
  - Total sworn law enforcement officers;
  - Total number of adult arrests per year;
  - Percentage below poverty level;
  - Court practices; and,
  - Resources available.

# Limitations



- Limitations of dataset:
  - Aggregate nature of the dataset;
  - Data sources;
  - Definitions;
  - Restriction to in-state arrests.



# Discussion